

TAB DESIGN



SlideTrax for side flexing and straight running chain is a convenient way to build new conveyors and refurbish existing ones. Our one-piece design, CNC machined to the chain manufacturer's specification, is made to the exact radius you need and incorporates the proper guide clearance. With clearance established in a single unit, installation time and quantity of fasteners required are greatly reduced.

The standard length of SlideTrax is 10'. Please let us know if you require SlideTrax in a different length.

SlideTrax Curves and Straights for Side Flexing Chain

Chain Model #	Flight Width	Standard Dimensions		Natural UHMW			Black Repro UHMW		
		W	H	CURVE SECTIONS	STRAIGHTS	CURVE SECTIONS	STRAIGHTS		
				Center Line Radius	SlideTrax P/N	SlideTrax P/N	Center Line Radius	SlideTrax P/N	SlideTrax P/N
880T	K325	4	1	18	27010118	280101	18	27020118	280201
881T				24	27010124		24	27020124	
879T				30	27010130		30	27020130	
880T	K450	5	1	24	27010224	280102	24	27020224	280202
881T				30	27010230		30	27020230	
879T				36	27010236		36	27020236	
882T	K450	5	1-1/4	24	27011424	280114	24	27021424	280214
				30	27011430		30	27021430	
				36	27011436		36	27021436	
882T	K750	8	1-1/4	24	27011524	280115	24	27021524	280215
				30	27011530		30	27021530	
				36	27011536		36	27021536	
882T	K100	10	1-1/4	24	27011624	280116	24	27021624	280216
				30	27011630		30	27021630	
				36	27011636		36	27021636	
882T	K120	12-1/2	1-1/4	24	27011724	280117	24	27021724	280217
				30	27011730		30	27021730	
				36	27011736		36	27021736	
882T	K450	5	1-3/8	24	27010324	280103	24	27020324	280203
				30	27010330		30	27020330	
				36	27010336		36	27020336	
882T	K750	8	1-3/8	24	27010424	280104	24	27020424	280204
				30	27010430		30	27020430	
				36	27010436		36	27020436	
882T	K100	10	1-3/8	24	27010524	280105	24	27020524	280205
				30	27010530		30	27020530	
				36	27010536		36	27020536	
882T	K120	12-1/2	1-3/8	24	27010624	280106	24	27020624	280206
				30	27010630		30	27020630	
				36	27010636		36	27020636	
1873T	K325	4	1-3/8	18	27010718	280107	18	27020718	280207
				24	27010724		24	27020724	
				30	27010730		30	27020730	
1873T	K450	5	1-3/8	18	27010818	280108	18	27020818	280208
				24	27010824		24	27020824	
				30	27010830		30	27020830	
1873T	K600	6 1/2	1-3/8	18	27010918	280109	18	27020918	280209
				24	27010924		24	27020924	
				30	27010930		30	27020930	
1873T	K750	8	1-3/8	18	27011018	280110	18	27021018	280210
				24	27011024		24	27021024	
				30	27011030		30	27021030	
1873T	K100	10-1/2	1-3/8	18	27011118	280111	18	27021118	280211
				24	27011124		24	27021124	
				30	27011130		30	27021130	
1873T	K120	12-1/2	1-3/8	18	27011218	280112	18	27021218	280212
				24	27011224		24	27021224	
				30	27011230		30	27021230	
1701T		3-1/4	1-1/4	12	27012012	280120			
				18	27012018				
				24	27012024				

SlideTrax curves can be made in any UHMW formulation or MD-Nylon, including:

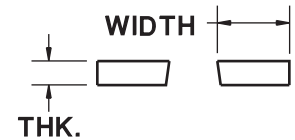

- OF/UHMW (oil-filled UHMW)
- DS/UHMW (dry lubricant filled)
- HT/UHMW (high-temperature, 275°F)

For a complete listing of UHMW types, see chart on page 4.

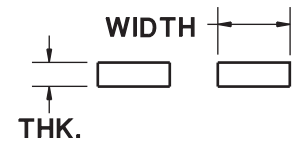
Two-Piece Radius Curve Wearstrips

MD-Nylon UHMW	Wood	Chain Size	CL Radius	Width	Thickness	Rad A	Rad B
Bevel							
150801	150101	150401	880, 881	18	1	3/8	17-3/16 18-13/16
150802	150102	150402		24	1		23-3/16 24-13/16
150803	150103	150403		30	1-1/2		29-3/16 30-13/16
150804	150104	150404	882	24	1-1/2	5/8	22-55/64 25-9/64
150805	150105	150405		30	1-1/2		28-55/64 31-9/64
Rectangular							
150806	150106	150406	880 Tab &	18	1-1/2	3/8	17-1/8 18-7/8
150807	150107	150407	881 Tab	24	1-1/2		23-1/8 24-7/8
150808	150108	150408		30	1-1/2		29-1/8 30-7/8
150809	150109	150409	882 Tab	24	1-1/2	5/8	22-55/64 25-9/64
150810	150110	150410		30	1-1/2		28-55/64 31-9/64
150811	150111	150411	1873 Tab &	18	1-1/2	3/4	17-5/16 18-11/16
150812	150112	150412	1874 Tab	24	1-1/2		23-5/16 24-11/16
150813	150113	150413		30	1-1/2		29-5/16 30-11/16

All wood curves and all 30" curves are supplied in 45° segments.

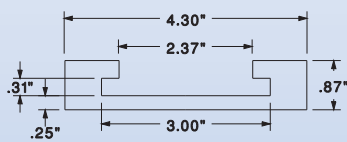


BEVEL DESIGN




RECTANGULAR DESIGN

Knuckle Chain Track 2" Pitch



CHAIN PROFILE
"CARRY TRACK"



CHAIN PROFILE
"RETURN TRACK"

Raceways for Plastic Chain

